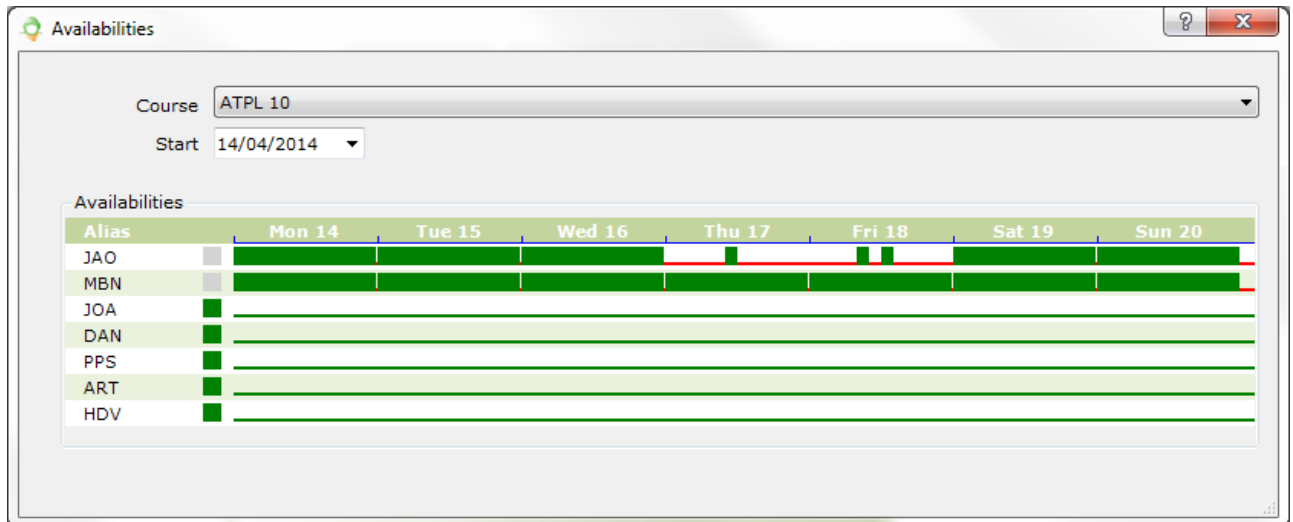


Report on availabilities

[Help bits](#)

Overview

This report provides a quick view on instructor and pilot availabilities for a week.



Operation

Course

The course drop-down list defines the pilot set to be considered in the report.

The two first options are special: they select either all (active) pilots or instructors.

When a course is selected, only those pilots active for the selected course are shown.

Start

The start date sets the day to show to the left.

Starting at this day, the report shows one complete week.






Availabilities

They show one pilot per row.

To the left appears the pilot alias.

Next, a colour square indicates the pilot availability as set in the pilot record, which can be:

-  Never available
-  Available as reported
-  Always available

Next, the availabilities show as coloured rectangles for each day.

When the pilot availability has not been explicitly notified, it appears as a thin colour line. This happens when the availability is set to 'Always available' or 'Never available', and also when it is set to 'Available as reported' and there is no availability set for that day.

Red colour means 'available'. Green means 'available'.

Tooltips

Hovering the cursor over the alias shows the pilot complete name.

Over the colour square, shows the pilot's availability status.

Over any green rectangle, the tooltip shows the actual start and end times that the rectangle represents.

